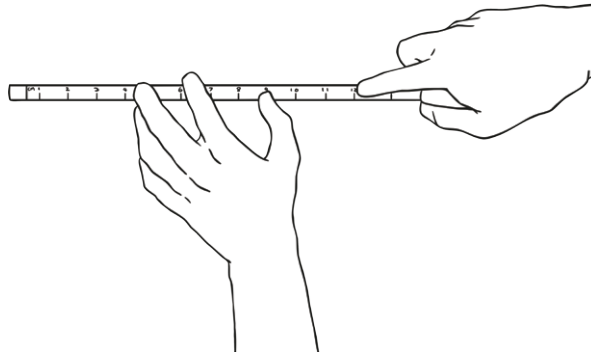


# Estimate and Measure

You will need a 30cm ruler. Find six objects from around your house that you think you could measure with a ruler. Estimate and measure the length of each one. Write the names of your objects, your estimations and the actual measurements in the boxes below. Don't forget to write the unit of measurement (cm) next to each answer.



<b>Object 1:</b> _____ <b>Estimated length:</b> _____ <b>Actual length:</b> _____	<b>Object 2:</b> _____ <b>Estimated length:</b> _____ <b>Actual length:</b> _____
<b>Object 3:</b> _____ <b>Estimated length:</b> _____ <b>Actual length:</b> _____	<b>Object 4:</b> _____ <b>Estimated length:</b> _____ <b>Actual length:</b> _____
<b>Object 5:</b> _____ <b>Estimated length:</b> _____ <b>Actual length:</b> _____	<b>Object 6:</b> _____ <b>Estimated length:</b> _____ <b>Actual length:</b> _____

## Estimate and Measure

Write the names of the objects in order from longest to shortest.

---

---

---

---

---

---

Write the names of two things in your house which you couldn't measure with a 30cm ruler.

---

---

# Estimate and Measure

## Answers

You will need a 30cm ruler. Find six objects from around your house that you think you could measure with a ruler. Estimate and measure the length of each one. Write the names of your objects, your estimations and the actual measurements in the boxes below. Don't forget to write the unit of measurement (cm) next to each answer.

**Check how accurate your child's estimates are – they should be using their knowledge of the length of the ruler and 1cm to make an educated estimation.**

Write the names of your objects in order from longest to shortest.

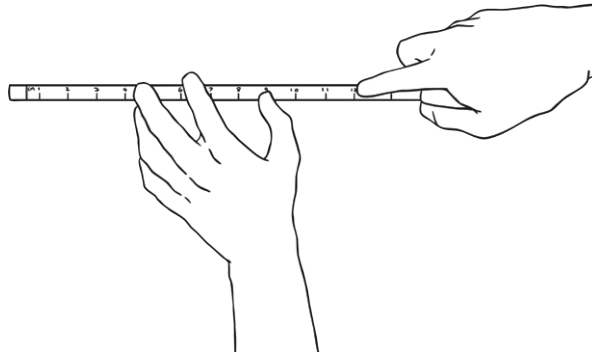
**Check your child understands 'longest' as the object that measured the most centimetres and 'shortest' as the object that measured the fewest centimetres.**

Write the names of two things in your house which you couldn't measure with a 30cm ruler.

**Accept any suitable answer, for example, an object that is either too tall (e.g. the height of the house) or too small (e.g. a speck of dust) to be measured by a ruler.**

# Estimate and Measure

You will need a 30cm ruler. Find six objects from around your house that you think you could measure with a ruler. Estimate and measure the length of each one. Write the names of your objects, your estimations and the actual measurements in the boxes below. Don't forget to write the unit of measurement (cm) next to each answer.



<b>Object 1:</b> _____ <b>Estimated length:</b> _____ <b>Actual length:</b> _____	<b>Object 2:</b> _____ <b>Estimated length:</b> _____ <b>Actual length:</b> _____
<b>Object 3:</b> _____ <b>Estimated length:</b> _____ <b>Actual length:</b> _____	<b>Object 4:</b> _____ <b>Estimated length:</b> _____ <b>Actual length:</b> _____
<b>Object 5:</b> _____ <b>Estimated length:</b> _____ <b>Actual length:</b> _____	<b>Object 6:</b> _____ <b>Estimated length:</b> _____ <b>Actual length:</b> _____

Write the correct signs in these boxes (<, > or =):

length of object 1	<input type="text"/>	length of object 4
length of object 3	<input type="text"/>	length of object 6

What is the difference between the length of object 2 and the length of object 5?

---

What is the difference between the length of object 3 and the length of object 4?

---

# Estimate and Measure

## Answers

You will need a 30cm ruler. Find six objects from around your house that you think you could measure with a ruler. Estimate and measure the length of each one. Write the names of your objects, your estimations and the actual measurements in the boxes below. Don't forget to write the unit of measurement (cm) next to each answer.

**Check how accurate your child's estimates are – they should be using their knowledge of the length of the ruler and 1cm to make an educated estimation.**

Write the correct signs in these boxes (<, > or =):

**The open end of the '<' or '>' symbol should be pointing towards the larger number, e.g. 12cm < 20cm or 15cm > 8cm.**

What is the difference between the length of object 2 and the length of object 5?

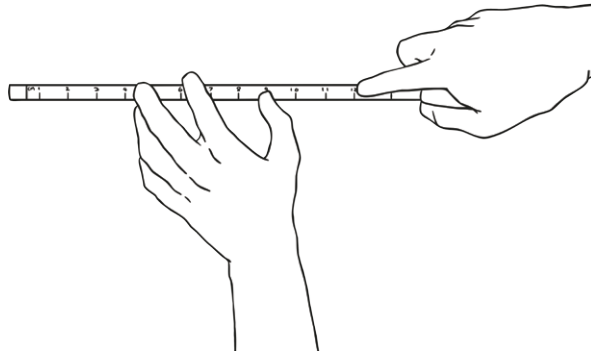
**Children need to subtract the smaller number from the larger number to find the difference, e.g. the difference between 12cm and 20cm is  $20 - 12 = 8\text{cm}$ .**

What is the difference between the length of object 3 and the length of object 4?

**Children need to subtract the smaller number from the larger number to find the difference, e.g. the difference between 12cm and 20cm is  $20 - 12 = 8\text{cm}$ .**

# Estimate and Measure

You will need a 30cm ruler. Find four objects from around your house that you think you could measure with a ruler. Estimate and measure the length of each one. Write the names of your objects, your estimations and the actual measurements in the boxes below. Don't forget to write the unit of measurement (cm) next to each answer.



<b>Object 1:</b> _____	<b>Object 2:</b> _____
<b>Estimated length:</b> _____	<b>Estimated length:</b> _____
<b>Actual length:</b> _____	<b>Actual length:</b> _____
<b>Object 3:</b> _____	<b>Object 4:</b> _____
<b>Estimated length:</b> _____	<b>Estimated length:</b> _____
<b>Actual length:</b> _____	<b>Actual length:</b> _____

Write the correct signs in these boxes (<, > or =):

length of object 1

length of object 4

length of object 2

length of object 3

What is the difference between the length of object 2 and the length of object 4?

---

Challenge: The animals at the zoo are being measured. The zebra is taller than the lion. The warthog is shorter than the lion. Order the animals from shortest to tallest.

---

---

---

If the lion is 85cm tall, how tall could the other animals be?

---

---



# Estimate and Measure

## Answers

You will need a 30cm ruler. Find four objects from around your house that you think you could measure with a ruler. Estimate and measure the length of each one. Write the names of your objects, your estimations and the actual measurements in the boxes below. Don't forget to write the unit of measurement (cm) next to each answer.

**Check how accurate your child's estimates are – they should be using their knowledge of the length of the ruler and 1cm to make an educated estimation.**

Write the correct signs in these boxes (<, > or =):

**The open end of the '<' or '>' symbol should be pointing towards the larger number, e.g. 12cm < 20cm or 15cm > 8cm.**

What is the difference between the length of object 2 and the length of object 4?

**Children need to subtract the smaller number from the larger number to find the difference, e.g. the difference between 12cm and 20cm is  $20 - 12 = 8\text{cm}$ .**

Challenge: The animals at the zoo are being measured. The zebra is taller than the lion. The warthog is shorter than the lion. Order the animals from shortest to tallest.

warthog                      lion                      zebra

shortest ←————→ tallest

If the lion is 85cm tall, how tall could the other animals be?

**The warthog will be anything below 85cm (bearing in mind it can't be 0cm tall!) and the zebra could be anything above 85cm – again, check for sensible answers as it is unlikely to be 500cm tall!**