

WHAT DO  
YOU DO  
WITH A  
PROBLEM?

# ABOUT THIS RESOURCE...

Thank you so much for your purchase! This resource was created to go along with the book, *WHAT DO YOU DO WITH A PROBLEM?* BY: KORI YAMADA.

In this packet you will find resources to help you and your students discuss problems that may come up during the school year in the classroom or at home.

The packet includes:

- A Classroom Poster (b/w AND color)
- Printable B/W bookmarks (You can print on colored paper or let students color them)
- Where can we find problems? Student response page (teacher ideas page included)
- 4 example problem pages for teacher to put on anchor chart OR hang on the white board and let students brainstorm solutions as a class.
- How can a problem make you feel? Student response page
- Problem/Solution Rainbow Craftivity (see picture of example on next page)
- Student Writing Page: The Day I Came Face-to-Face with a Problem... (2 versions of this page are given)
- Anchor Chart Idea (One pictured) You could make several different types of anchor charts to go along with this book though. You could even specify it: What do I do with a MATH problem? What do I do with a PLAYGROUND problem? And more!

Let me know if you have any questions!

The Hands-On Teacher in First!



Someone  
cut me in  
the line

et  
his

I can't  
solve my  
math problem.

I saw  
a bully on  
the playground.

My mom  
and dad got  
divorce.

I lost  
my lunchbox.

I forgot  
to do my  
homework.

My friend  
doesn't want  
to play with me.

I got  
sick on  
my birthday.

My friend  
fell off the  
monkey bars.

The teacher  
asked me to  
read and I couldn't.

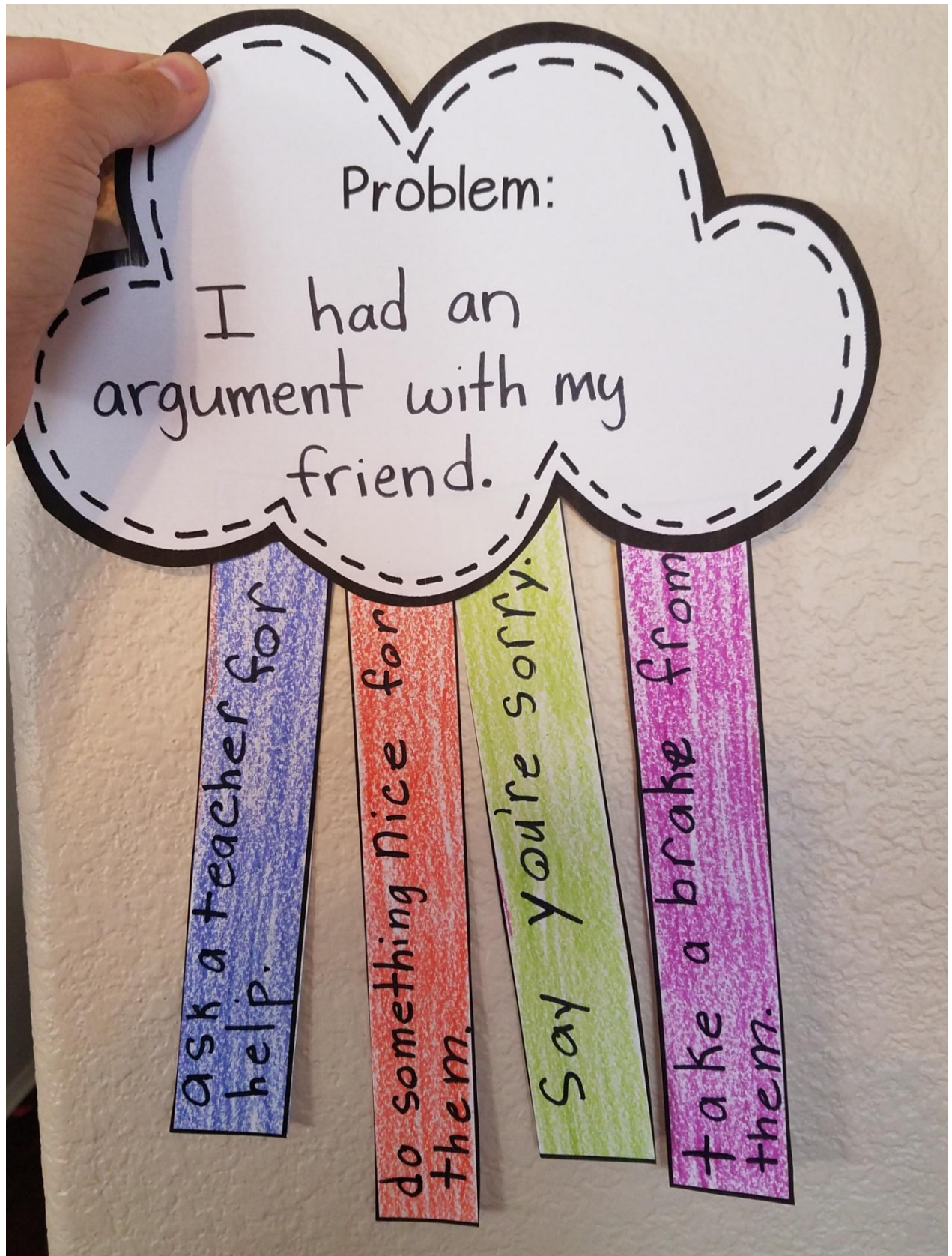
What  
kinds of  
Problems  
we had  
before?

Problems  
come in all  
shapes and sizes.





# Problem/Solution Craft





"EVERY PROBLEM  
HAS AN  
OPPORTUNITY FOR  
SOMETHING GOOD.  
YOU JUST HAVE TO  
LOOK FOR IT."

- WHAT DO YOU DO WITH A PROBLEM? BY: KOBI YAMADA



"EVERY PROBLEM  
HAS AN  
OPPORTUNITY FOR  
SOMETHING GOOD.  
YOU JUST HAVE TO  
LOOK FOR IT."


- WHAT DO YOU DO WITH A PROBLEM? BY: KOBI YAMADA

# Bookmarks


EVERY  
PROBLEM HAS  
AN  
OPPORTUNITY  
FOR  
SOMETHING  
GOOD.



EVERY  
PROBLEM HAS  
AN  
OPPORTUNITY  
FOR  
SOMETHING  
GOOD.



EVERY  
PROBLEM HAS  
AN  
OPPORTUNITY  
FOR  
SOMETHING  
GOOD.





Name \_\_\_\_\_

Date \_\_\_\_\_

Where can we find problems?




Where can we find problems?

## KEY/IDEAS

Friendships

Homework

Brothers/Sisters

Team Sports

Family/Homelife

Something is lost

A Bully

School work is  
tough

A pet dies



Problem/Solution:

What could I do if I  
got into an argument  
with a friend?



Problem/Solution:

What could I do if I  
cannot read a word in  
my book?





Problem/Solution:

What could I do if  
there was a fire drill  
while I was in the  
bathroom?



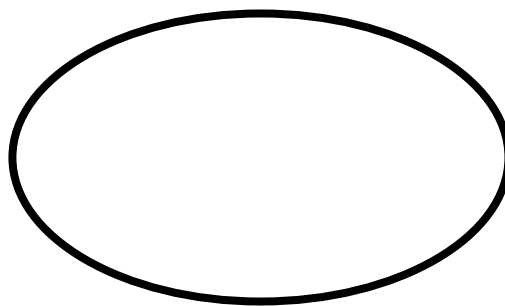
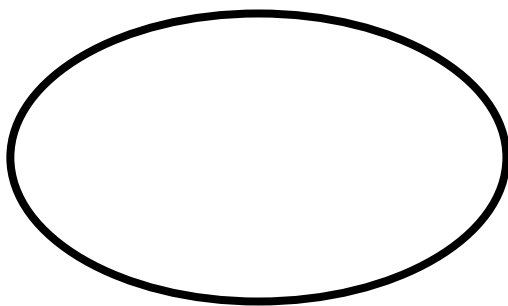
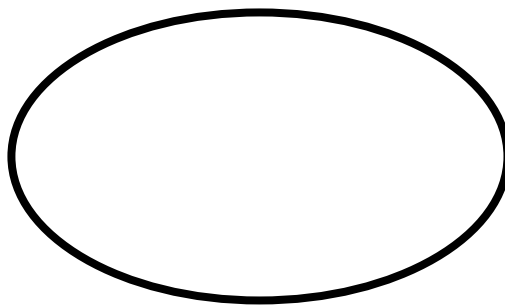
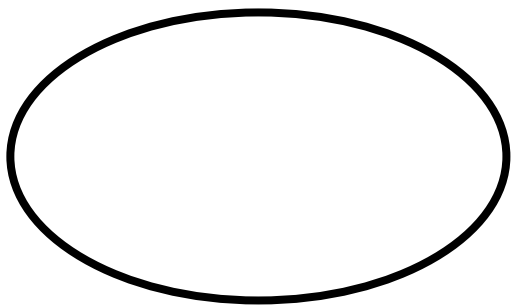
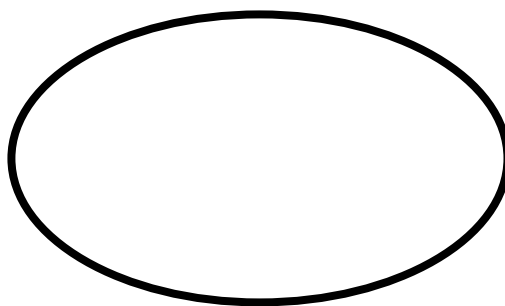
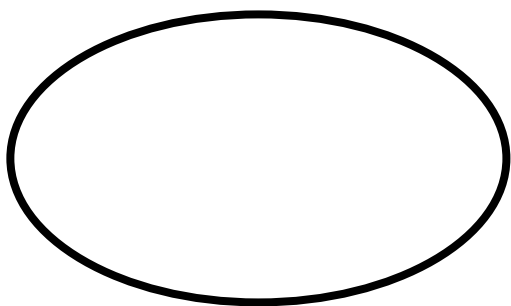
Problem/Solution:

**What could I do if  
there is a math problem  
that I cannot solve?**

Name \_\_\_\_\_ Date \_\_\_\_\_

# How can a problem make you feel?

Brainstorm as a class and write down those feelings below:





Print and have students think of ONE problem. They can use a problem they have had before or create their own example. Write that on the cloud. Then use the rainbow strips on the next page to write solution examples.

**Problem:**


Print this page in several different colors or let students write in marker and then color them. This will be glued to the PROBLEM cloud. These will be the “rainbow” and students will write a possible solution to their problem on each strip.

--	--	--	--





Name \_\_\_\_\_ Date \_\_\_\_\_



The day I came face-to-face with my problem...

---

---

---

---

---

---

---

---

---

---

Thank you so much for purchasing! This is MY  
thank you page to all the clip artists that I use!



Be sure to follow my store!

